

DUKES TYPE COMANCHE LANDING GEAR TRANSMISSION SERVICE NOTES.




COMPONENTS USED IN SERVICING YOUR DUKES TRANSMISSION




NEW NEEDLE BEARING AND INSTALLATION TOOL.

DUKES TYPE COMANCHE LANDING GEAR TRANSMISSION SERVICE NOTES.




NEW SEAL INSTALLED.



NEW BEARING INSTALLED; RETAINER INSTALLED WITH THREAD LOCKING COMPOUND.

DUKES TYPE COMANCHE LANDING GEAR TRANSMISSION SERVICE NOTES.



GEAR AND JACK SCREW REINSTALLED.




NEW BEARING AT DRIVE SHAFT.


DUKES TYPE COMANCHE LANDING GEAR TRANSMISSION SERVICE NOTES.



THREAD LOCKER FOR RETAINER.



FURTHER ASSEMBLY OF GEARS AND JACK SCREW.



NEW LOCKNUT INSTALLED.



ENDPLATE WITH NEW O-RING AND DUKE'S SPECIAL LUBRICANT.

DUKES TYPE COMANCHE LANDING GEAR TRANSMISSION SERVICE NOTES.



TRAVERSING NUT WITH NEW BALLS INSTALLED.




TRAVERSING NUT INSTALLED ONTO JACK SCREW.

DUKES TYPE COMANCHE LANDING GEAR TRANSMISSION SERVICE NOTES.



AND THE FINISHED PRODUCT; NOTICE THE FRESH CADMIUM PLATING ON THE TUBE AND POWDER COATED RELEASE MECHANISM.



HERE'S ANOTHER ONE WITH THE MOTOR AND BRAKE ASSEMBLY INSTALLED.